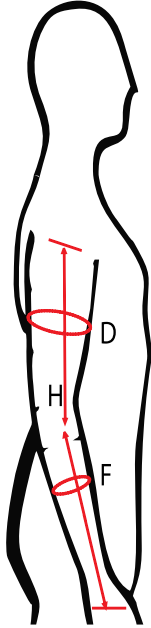


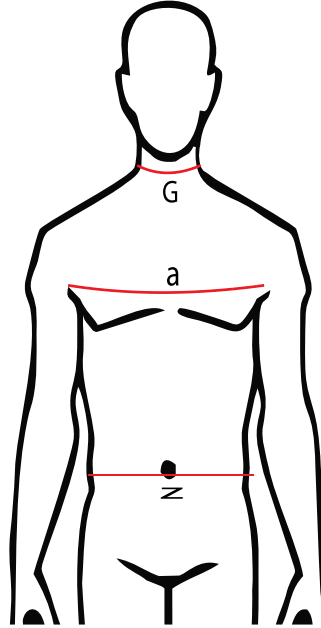
TWO PIECE SUITS MEASUREMENTS SHEET

Alliance Racewear

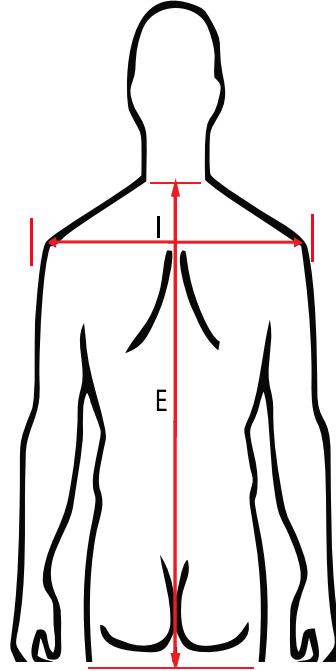
RIGHT VIEW



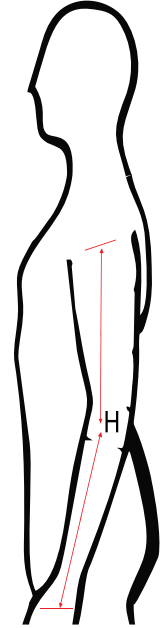
FRONT VIEW



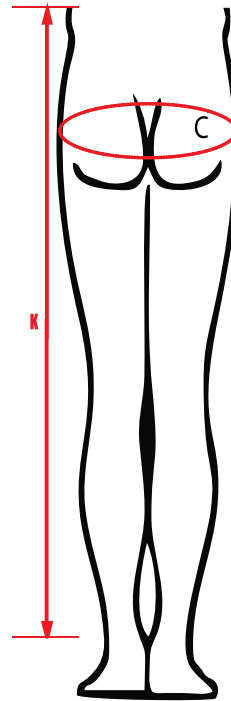
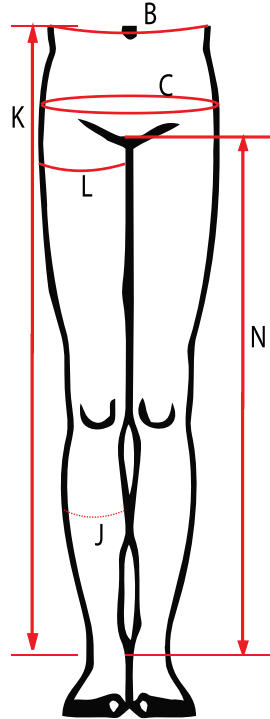

BACK VIEW



LEFT VIEW



TOP OF BELT LINE



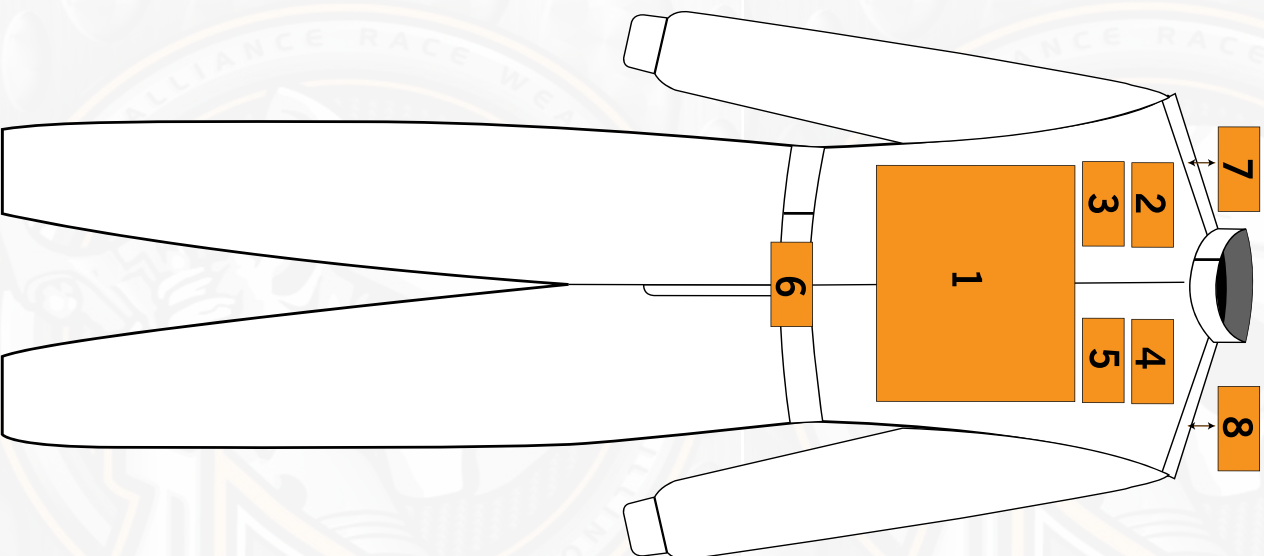
ALL MEASUREMENTS NEED TO BE AROUND THE WHOLE BODY PART

Name Of Driver _____

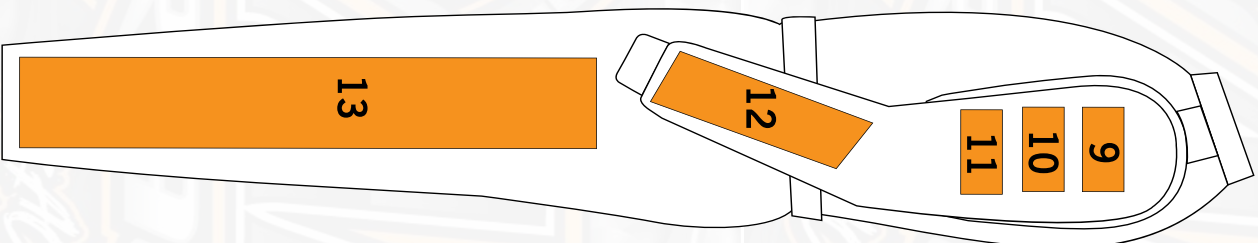
Driver Name _____

Custom logo placement

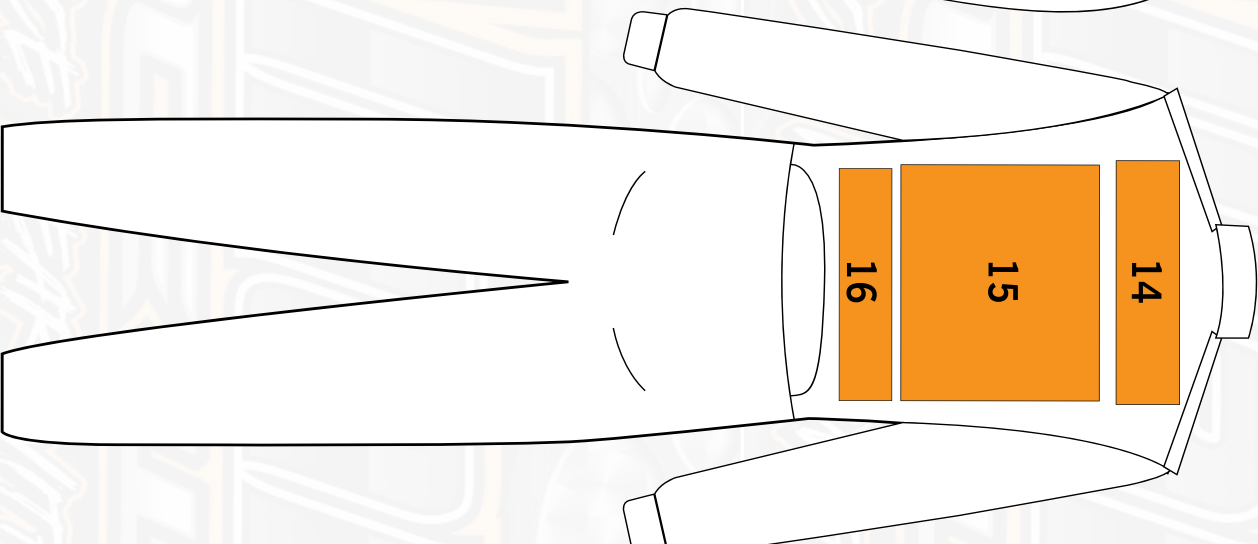
FRONT



LEFT SIDE



BACK



RIGHT SIDE FRONT



- 1) Front chest
- 2) Right chest top
- 3) Right chest bottom
- 4) Left chest top
- 5) Left chest bottom
- 6) Belt
- 7) Right epulet
- 8) Left epulet

LEFT SIDE

- 9) Left shoulder top
- 10) Left shoulder middle
- 11) Left shoulder bottom
- 12) Left forearm
- 13) Left leg

BACK

- 14) Upper back
- 15) Middle back
- 16) Lower back

RIGHT SIDE

- 17) Right shoulder top
- 18) Right shoulder middle
- 19) Right shoulder bottom
- 20) Right forearm
- 21) Right leg



1901 Old Jackson Rd Locust Grove, Ga 30248

2 Piece Measurement Form

Driver/ Team: _____

IMPORTANT:

Be sure to read all information pertaining to this form with the highest **attention to detail**
All measurements need to be exact body measurements. Do not add any added measurements to your measurements as our production staff adds extra inches to these for movement in the suit.

URGENT: Please get measured by a professional tailor who has extensive experience making **custom men's suits or woman's dresses and have them watch our supplied step by step youtube measurement video.** Alliance Racewear is not responsible for any wrong measurements supplied to us that result in a suit being made incorrectly due to wrong measurements supplied to us. Please no half measurements, all measurements need to be the circumference of the body part.

Please sign your name below in the area that says customer signature.

Please refer to the measuring diagram on page 2 for detailed instructions on each measurement.

We cannot accept any measurement sheet with scribbled out wrong measurements.

Please be sure to write clearly and legibly.

PLEASE WRITE CLEARLY AND LEGIBLY.....

Color:

Boot Cut Leg:

Arm Restraints:

Shoe Size:

Glove Size:

Material:

Stitching Type:

Stitching Color:

1- Layer SFI 3.2a/1 Rated Nomex

2- Layer SFI 3.2a/5 Rated Nome

3- Layer SFI 3.2a/5 Rated Nom

SFI 3.2a/15 Rated

SFI 3.2a/20 Rated

SFI 3.2a/15 Rated **ELITE**

SFI 3.2a/20 Rated **ELITE**

Name: _____

Email: _____

Phone: _____

JACKET MEASUREMENTS

A) Chest circumference (Take deep breath & hold): _____

D) Bicep circumference: _____

E) Center Back Length (From collar back the length you want): _____

F) Forearm circumference (widest part): _____

G) Neck circumference at base of neck: _____

H) Sleeve length (elbow bent) to wrist: _____

I) Width across top of shoulders: _____

Z) Stomach Measurement _____

PANT MEASUREMENTS

B) Waist circumference (Measure from belt line): _____

C) Hip circumference around buttocks (widest part): _____

J) Calf circumference (widest part): _____

K) Outer seam (Total side length of pant): _____

L) Thai circumference (widest part): _____

N) In Seam (Crotch to Ankle): _____

U) Saddle Measurements: _____

HEIGHT OF DRIVER _____

Customer Signature: _____

By signing the above customer signature line, the signee acknowledges and accepts all responsibility of these measurements being performed by a professional tailor and that said tailor watched our supplied step by step measurement video guide and all measurements are correct and precise. Any and all fitment issues due to improper measurements being supplied to Alliance Racewear that result in the suit not fitting properly are solely on the signer of this sheet and negates Alliance Racewear from any wrong doing.

Measurement Diagram Next Page

- 1) Front chest _____
- 2) Right chest top _____
- 3) Right chest bottom _____
- 4) Left chest top _____
- 5) Left chest bottom _____
- 6) Belt _____
- 7) Right epulet _____
- 8) Left epulet _____

LEFT SIDE

- 9) Left shoulder top _____
- 10) Left shoulder middle _____
- 11) Left shoulder bottom _____
- 12) Left forearm _____
- 13) Left leg _____

BACK

- 14) Upper back _____
- 15) Middle back _____
- 16) Lower back _____

RIGHT SIDE

- 17) Right shoulder top _____
- 18) Right shoulder middle _____
- 19) Right shoulder bottom _____
- 20) Right forearm _____
- 21) Right leg _____